



CO-OPERATIVE ARTS AND SCIENCE COLLEGE, MADAYI

Re-Accreditation Cycle 2

AQUAR 2022-23



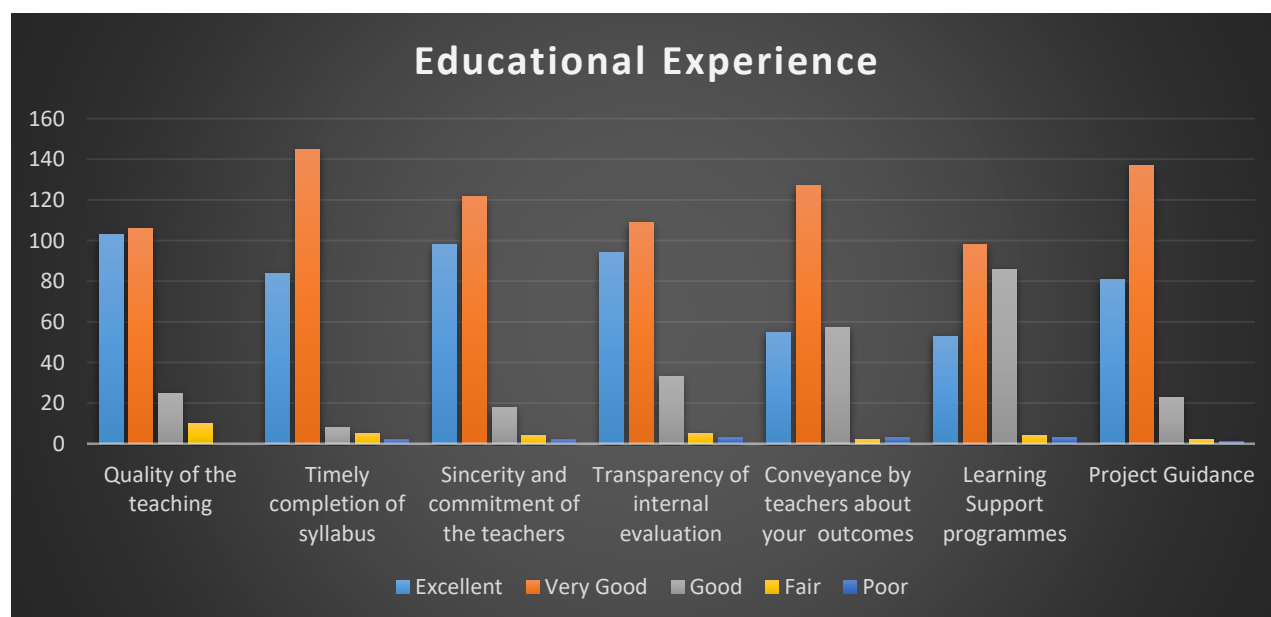
Criterion II Teaching – Learning and Evaluation

Student Satisfaction Survey

Questions and Responses

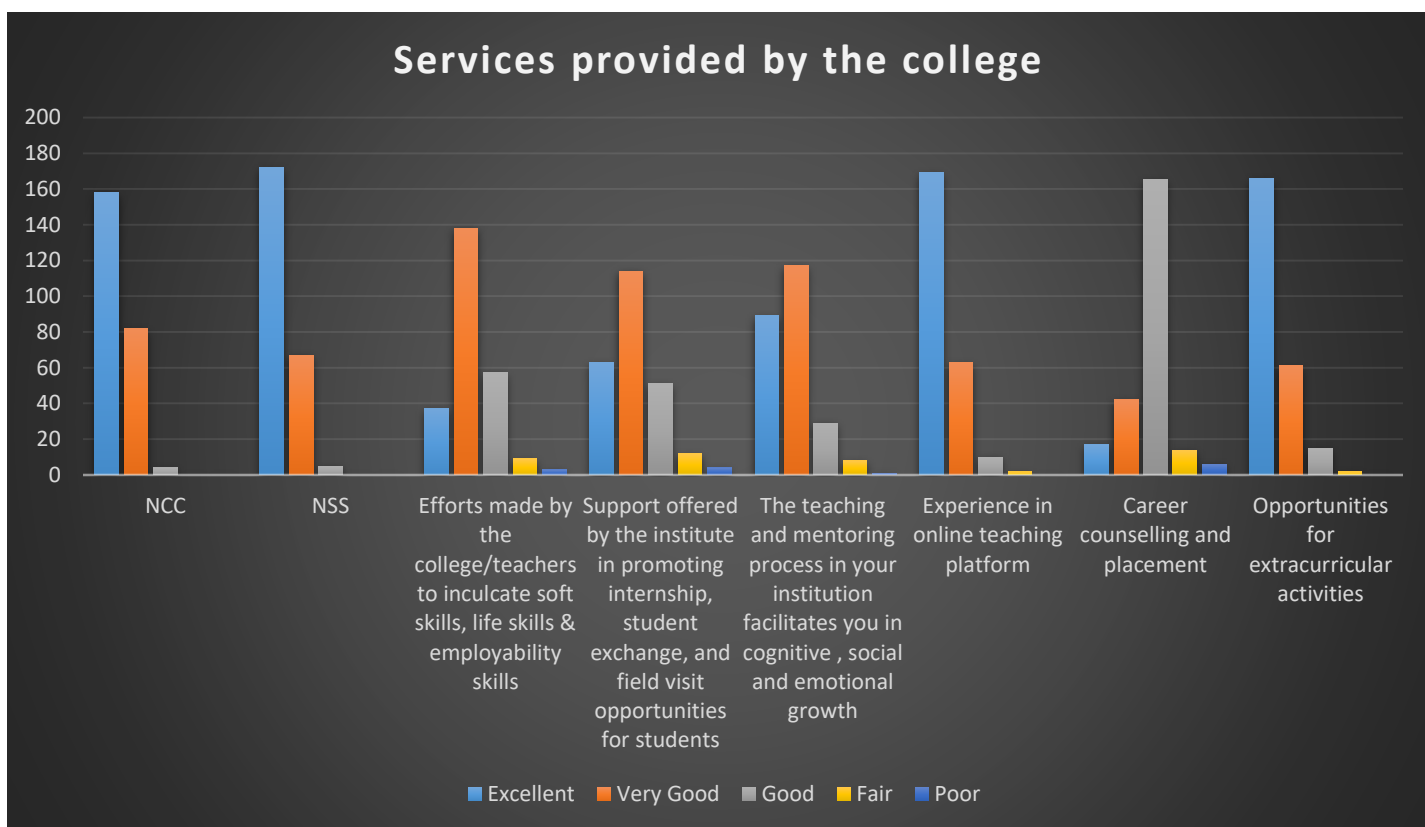
PART A: Educational Experience:

	Excellent	Very Good	Good	Fair	Poor
Quality of the teaching	103	106	25	10	0
Timely completion of syllabus	84	145	8	5	2
Sincerity and commitment of the teachers	98	122	18	4	2
Transparency of internal evaluation	94	109	33	5	3
Conveyance by teachers about your expected competencies, course outcomes and programme outcomes	55	127	57	2	3
Learning Support programmes	53	98	86	4	3
Project Guidance	81	137	23	2	1



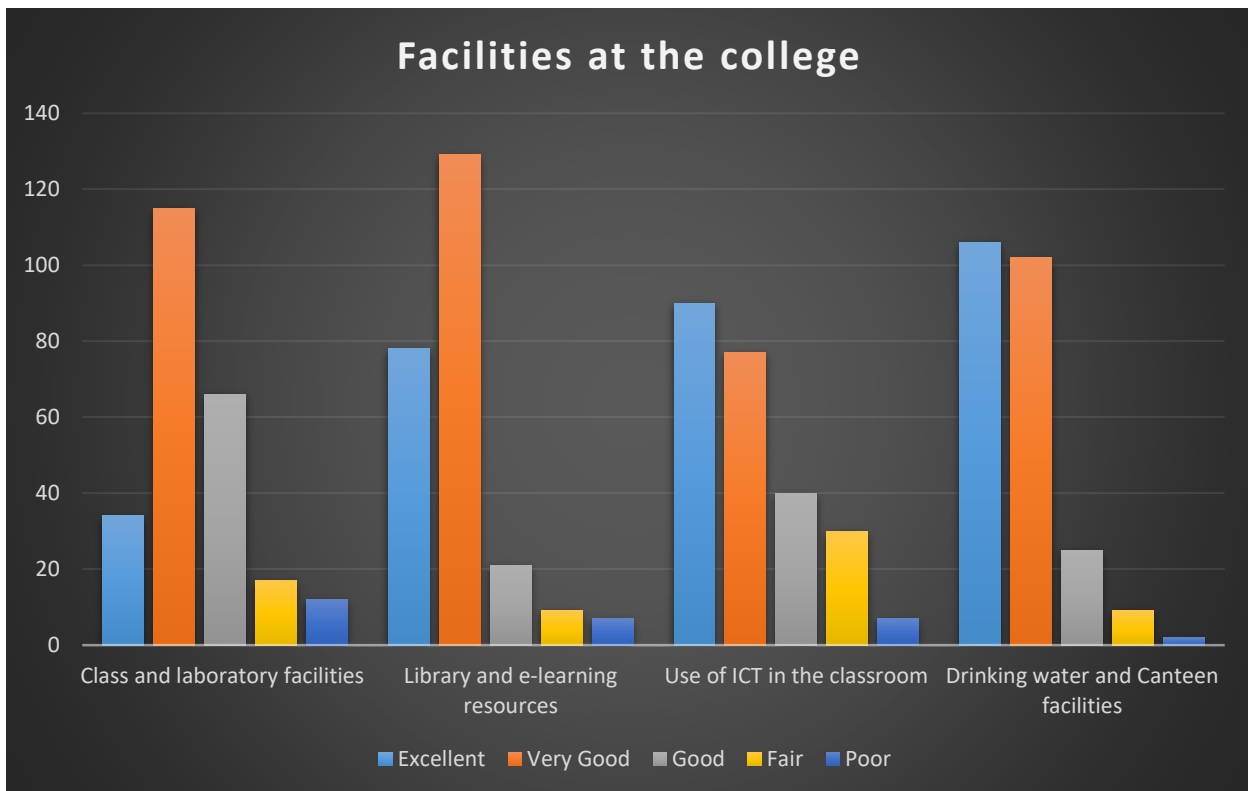
Part B: Services provided by the college:

	Excellent	Very good	Good	Fair	Poor
NCC	158	82	4	0	0
NSS	172	67	5	0	0
Efforts made by the college/teachers to inculcate soft skills, life skills and employability skills to make you ready for the world of work	37	138	57	9	3
Support offered by the institute in promoting internship, student exchange, and field visit opportunities for students	63	114	51	12	4
The teaching and mentoring process in your institution facilitates you in cognitive , social and emotional growth	89	117	29	8	1
Experience in online teaching platform (Google meet, Google classroom, Whatsapp etc.)	169	63	10	2	0
Career counselling and placement.	17	42	165	14	6
Opportunities for extracurricular activities(arts,sports etc.)	166	61	15	2	0



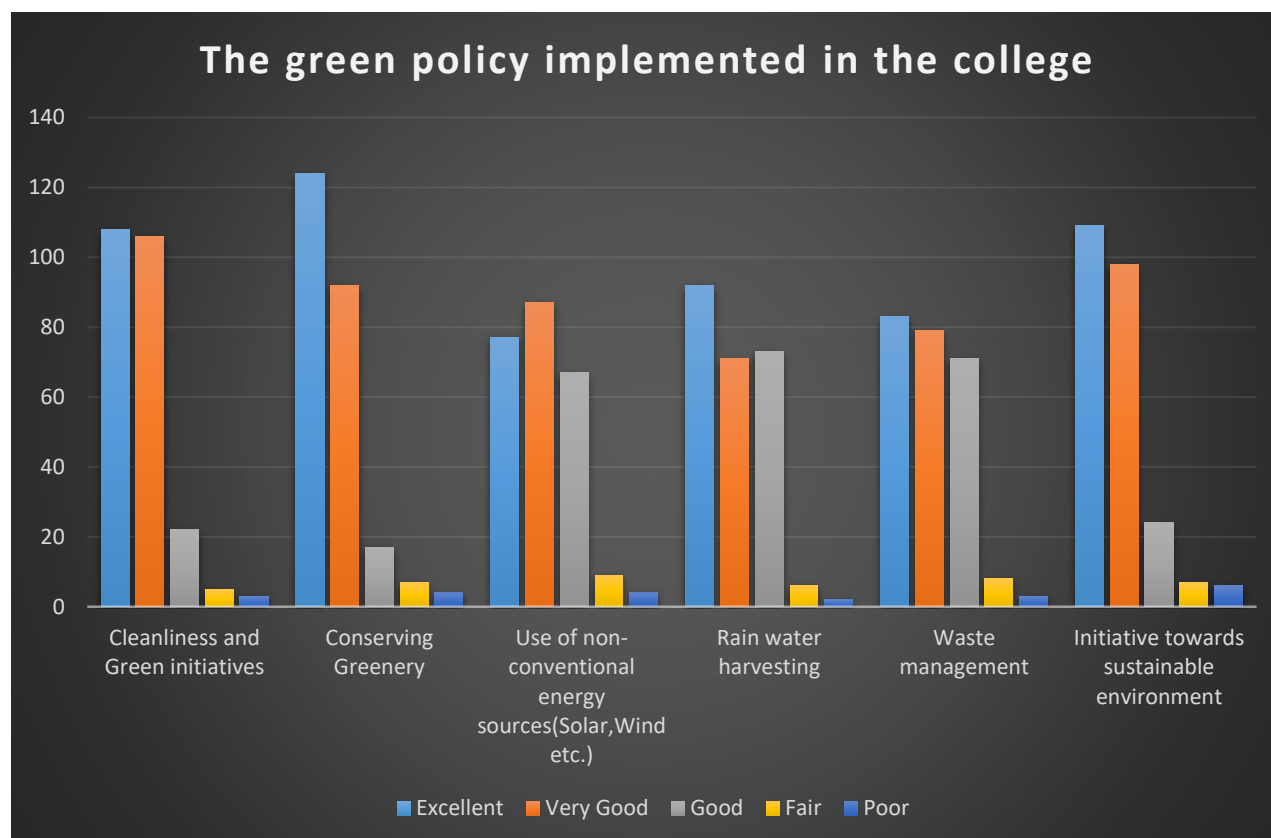
PART C: Facilities at the college:

	Excellent	Very good	Good	Fair	Poor
Class and laboratory facilities	34	115	66	17	12
Facilities in the main library and access to e-learning resources	78	129	21	9	7
Use of ICT in the classroom	90	77	40	30	7
Drinking water and Canteen facilities	106	102	25	9	2



PART D: The green policy implemented in the college:

	Excellent	Very good	Good	Fair	Poor
Cleanliness and Green initiatives	108	106	22	5	3
Conserving Greenery	124	92	17	7	4
Use of non-conventional energy sources(Solar, Wind etc.)	77	87	67	9	4
Rain water harvesting	92	71	73	6	2
Waste management	83	79	71	8	3
Initiative towards sustainable environment	109	98	24	7	6



PART E:Availability of staff:

	Excellent	Very good	Good	Fair	Poor
Access to teaching faculty	184	41	19	0	0
Availability and access to Principal	163	56	25	0	0
Involvement of office staffs in administrative issues you face	146	69	23	6	0



PART F: Overall Evaluation:

	Very satisfied	Satisfied	Neutral	Dissatisfied	Very dissatisfied
Overall quality of teaching-learning process in your institute	106	102	36	0	0
How satisfied are you with the overall infra structure of the college?	32	52	123	37	0
How useful are the various services provided by the college Management?	38	86	116	4	0

