



**CO-OPERATIVE ARTS AND SCIENCE COLLEGE, MADAYI**

**Re-Accreditation Cycle 2**

**AQUAR 2021-22**



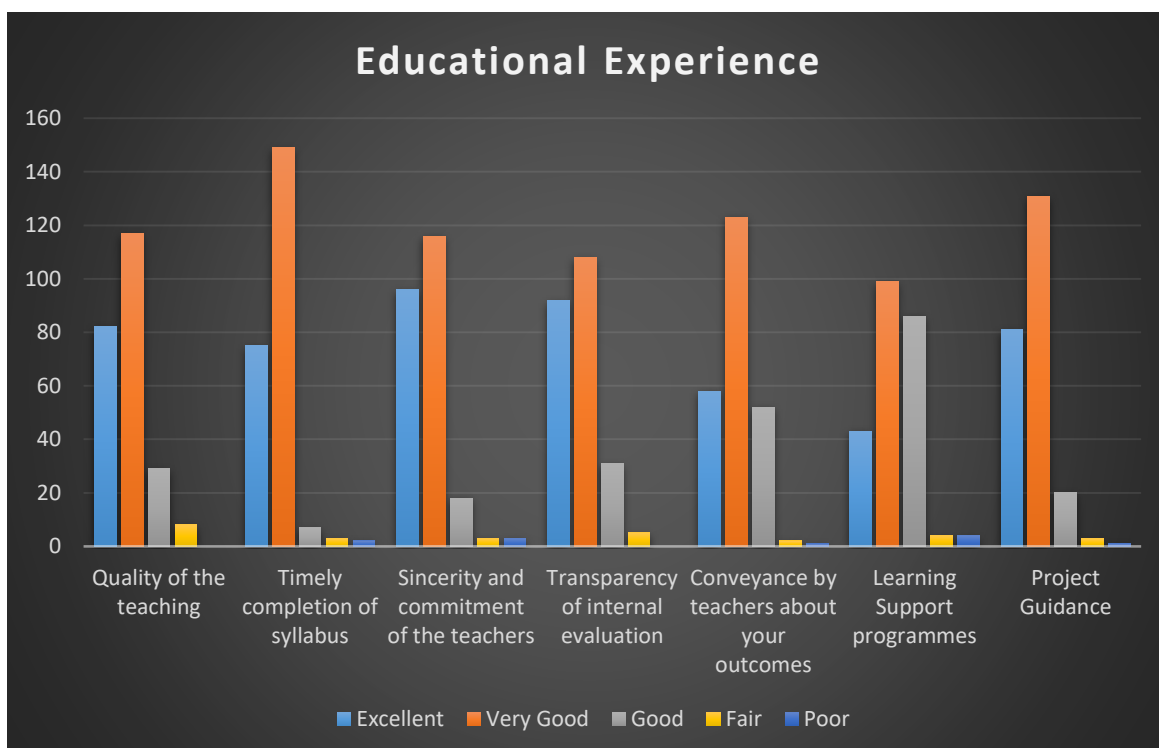
**Criterion II Teaching – Learning and Evaluation**

**Student Satisfaction Survey**

# Questions and Responses

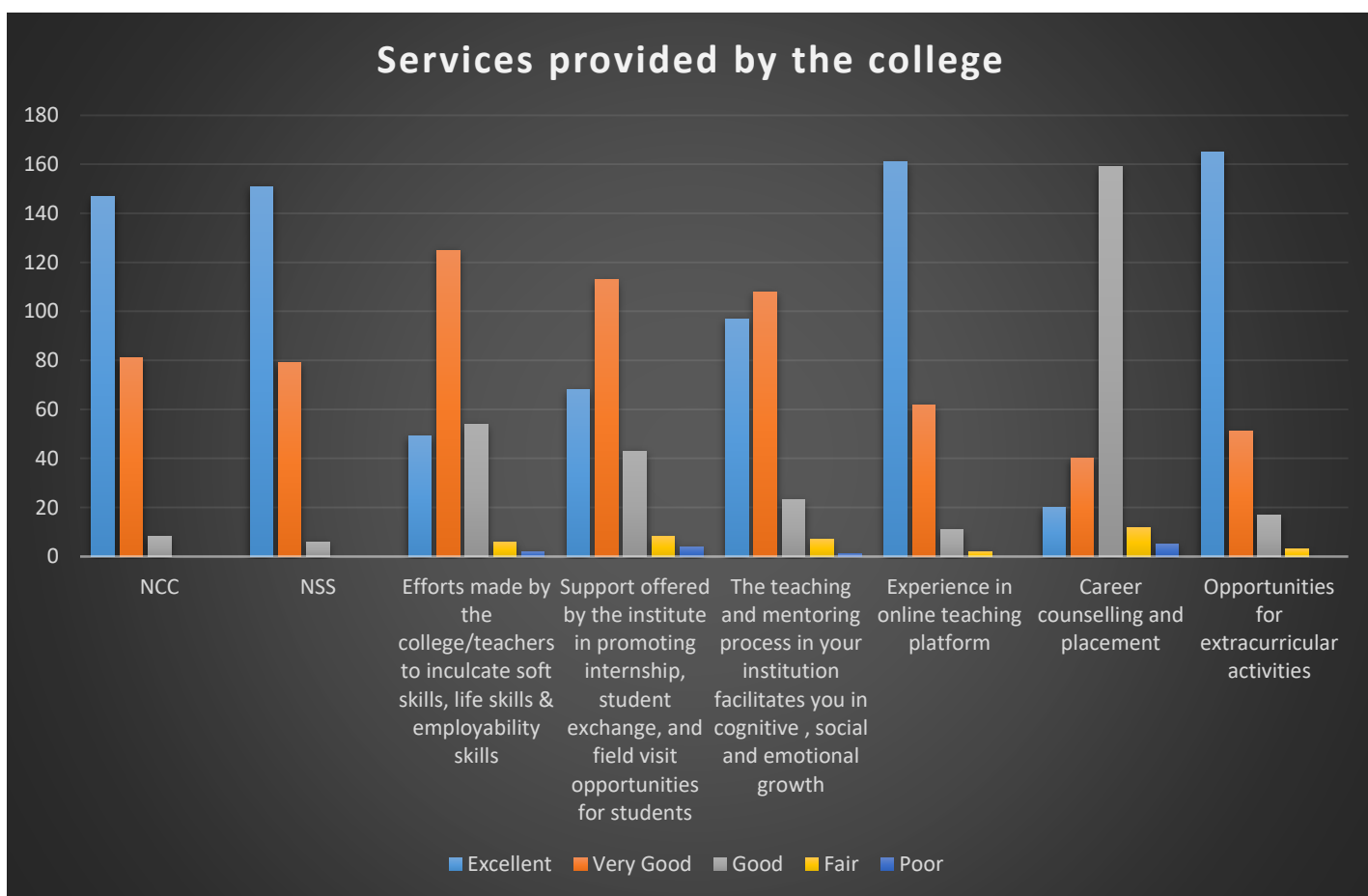
## PART A: Educational Experience:

	Excellent	Very Good	Good	Fair	Poor
Quality of the teaching	82	117	29	8	0
Timely completion of syllabus	75	149	7	3	2
Sincerity and commitment of the teachers	96	116	18	3	3
Transparency of internal evaluation	92	108	31	5	0
Conveyance by teachers about your expected competencies, course outcomes and programme outcomes	58	123	52	2	1
Learning Support programmes	43	99	86	4	4
Project Guidance	81	131	20	3	1



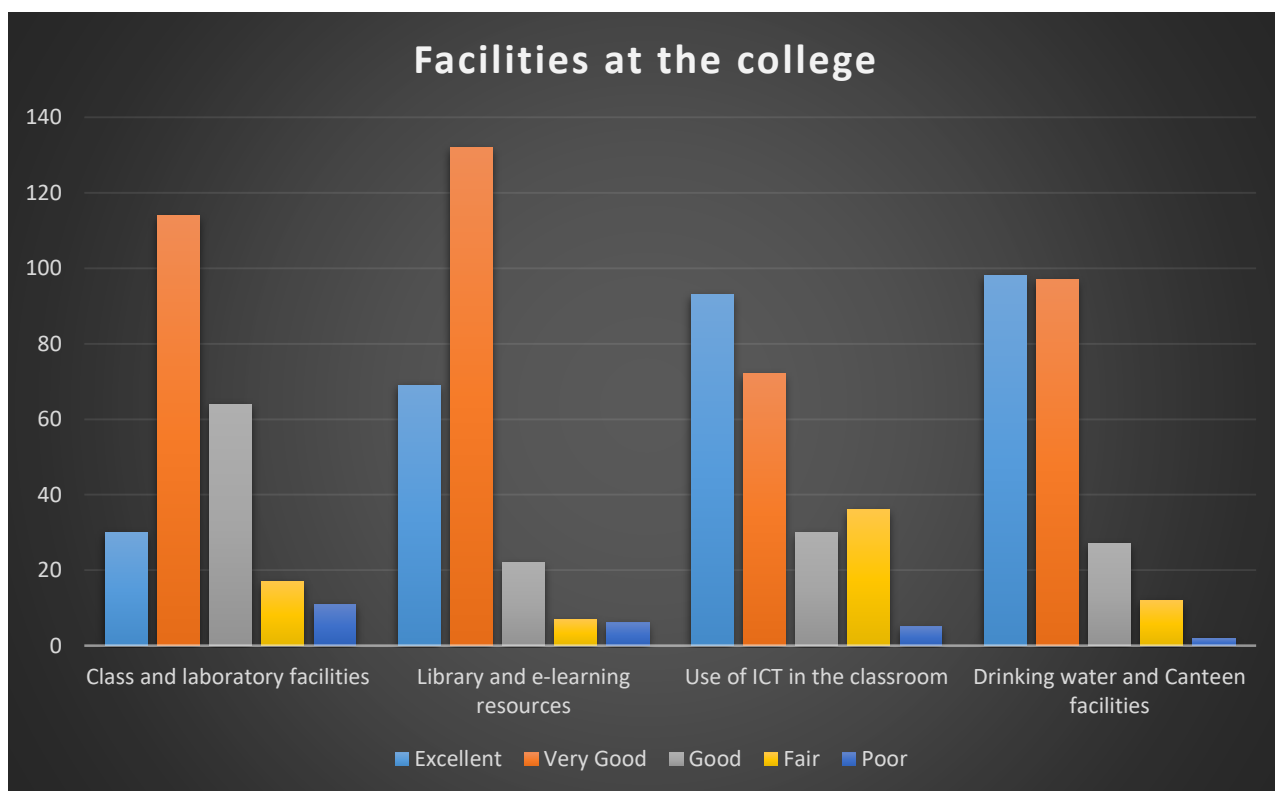
## Part B: Services provided by the college:

	Excellent	Very good	Good	Fair	Poor
NCC	147	81	8	0	0
NSS	151	79	6	0	0
Efforts made by the college/teachers to inculcate soft skills, life skills and employability skills to make you ready for the world of work	49	125	54	6	2
Support offered by the institute in promoting internship, student exchange, and field visit opportunities for students	68	113	43	8	4
The teaching and mentoring process in your institution facilitates you in cognitive , social and emotional growth	97	108	23	7	1
Experience in online teaching platform (Google meet, Google classroom, Whatsapp etc.)	161	62	11	2	0
Career counselling and placement.	20	40	159	12	5
Opportunities for extracurricular activities(arts,sports etc.)	165	51	17	3	0



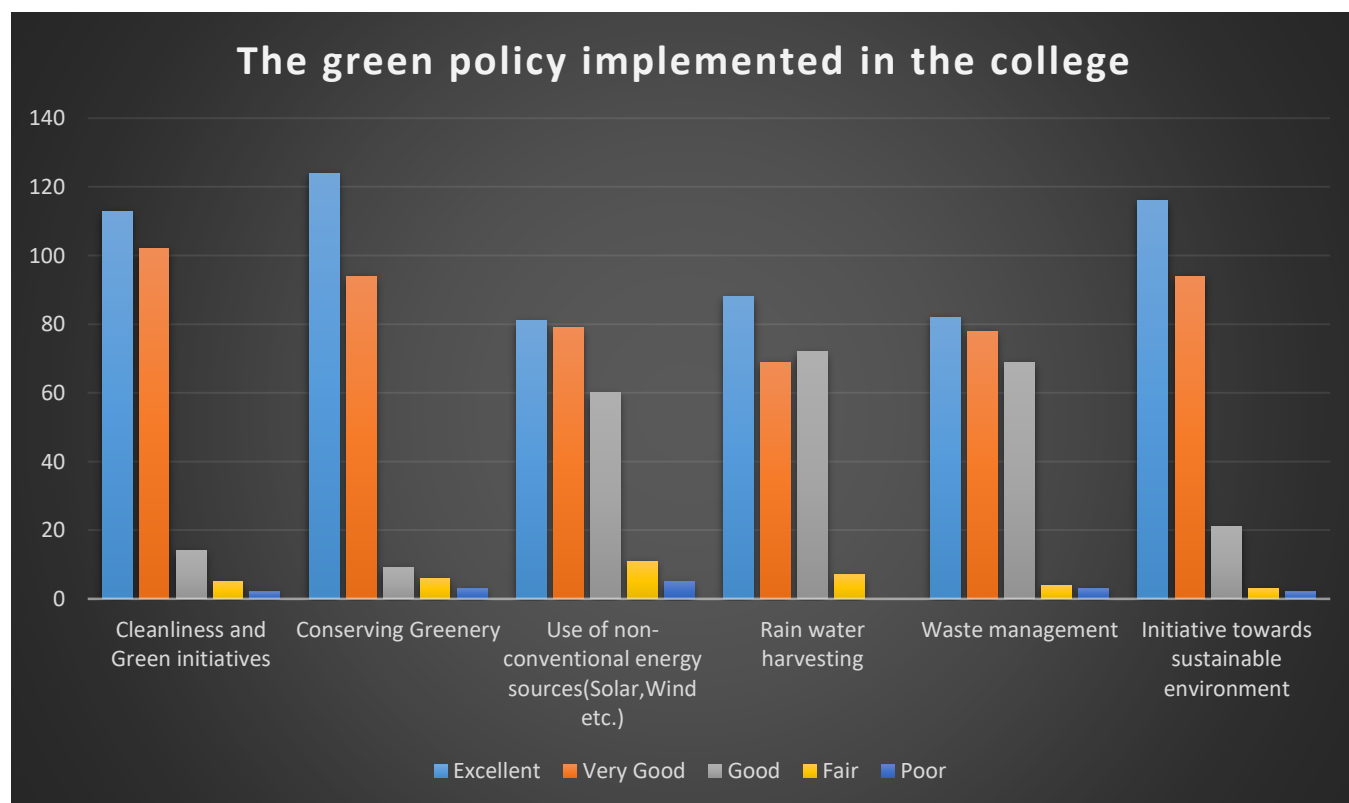
## PART C: Facilities at the college:

	Excellent	Very good	Good	Fair	Poor
Class and laboratory facilities	30	114	64	17	11
Facilities in the main library and access to e-learning resources	69	132	22	7	6
Use of ICT in the classroom	93	72	30	36	5
Drinking water and Canteen facilities	98	97	27	12	2



## PART D: The green policy implemented in the college:

	Excellent	Very good	Good	Fair	Poor
Cleanliness and Green initiatives	113	102	14	5	2
Conserving Greenery	124	94	9	6	3
Use of non-conventional energy sources(Solar,Wind etc.)	81	79	60	11	5
Rain water harvesting	88	69	72	7	0
Waste management	82	78	69	4	3
Initiative towards sustainable environment	116	94	21	3	2



**PART E: Availability of staff:**

	Excellent	Very good	Good	Fair	Poor
Access to teaching faculty	176	39	21	0	0
Availability and access to Principal	158	54	24	0	0
Involvement of office staffs in administrative issues you face	142	64	29	1	0



**PART F: Overall Evaluation:**

	Very satisfied	Satisfied	Neutral	Dissatisfied	Very dissatisfied
Overall quality of teaching-learning process in your institute	101	97	38	0	0
How satisfied are you with the overall infra structure of the college?	2	51	113	70	0
How useful are the various services provided by the college Management?	2	60	106	68	0

