



CO-OPERATIVE ARTS AND SCIENCE COLLEGE, MADAYI

Re-Accreditation Cycle 2

AQUAR 2021-22



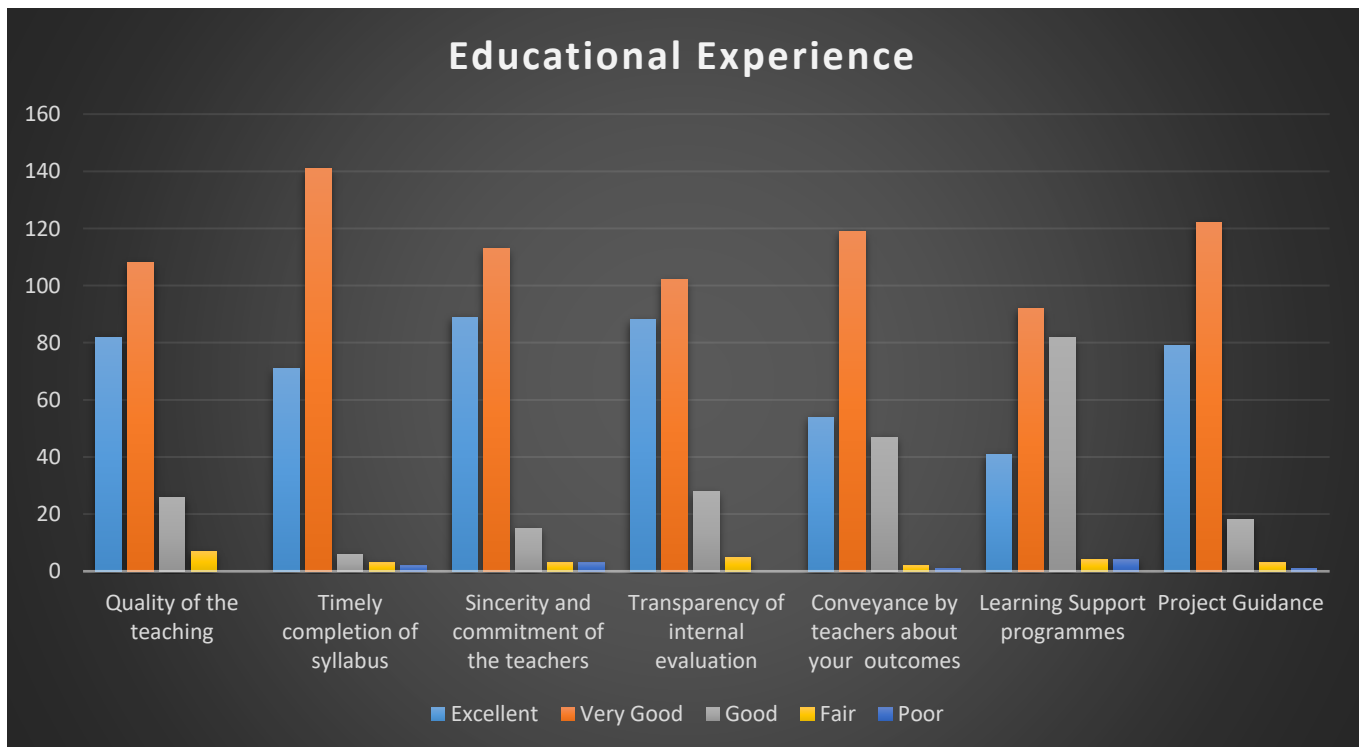
Criterion II Teaching – Learning and Evaluation

Student Satisfaction Survey

Questions and Responses

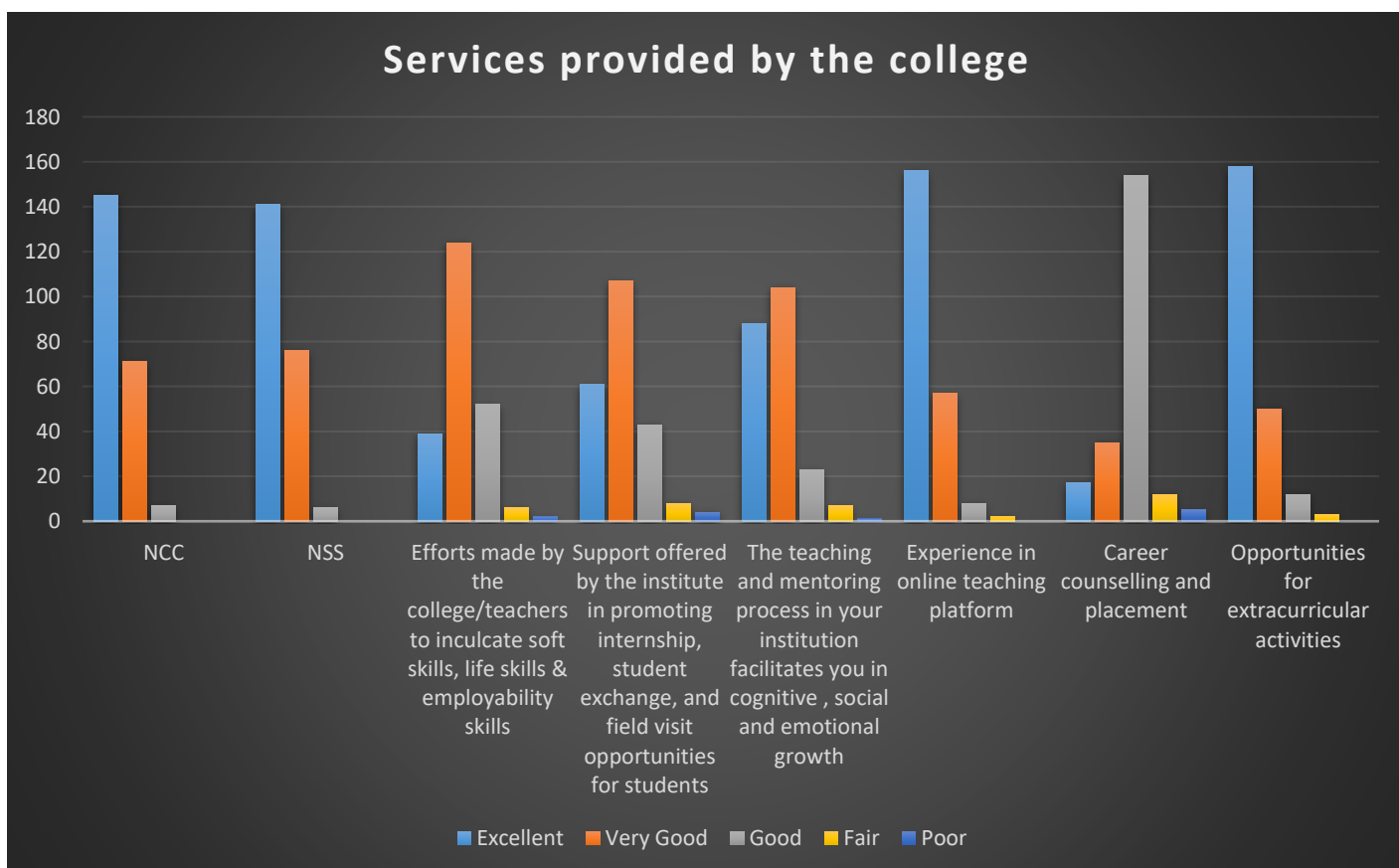
PART A: Educational Experience:

| | Excellent | Very Good | Good | Fair | Poor |
|---|-----------|-----------|------|------|------|
| Quality of the teaching | 82 | 108 | 26 | 7 | 0 |
| Timely completion of syllabus | 71 | 141 | 6 | 3 | 2 |
| Sincerity and commitment of the teachers | 89 | 113 | 15 | 3 | 3 |
| Transparency of internal evaluation | 88 | 102 | 28 | 5 | 0 |
| Conveyance by teachers about your expected competencies, course outcomes and programme outcomes | 54 | 119 | 47 | 2 | 1 |
| Learning Support programmes | 41 | 92 | 82 | 4 | 4 |
| Project Guidance | 79 | 122 | 18 | 3 | 1 |



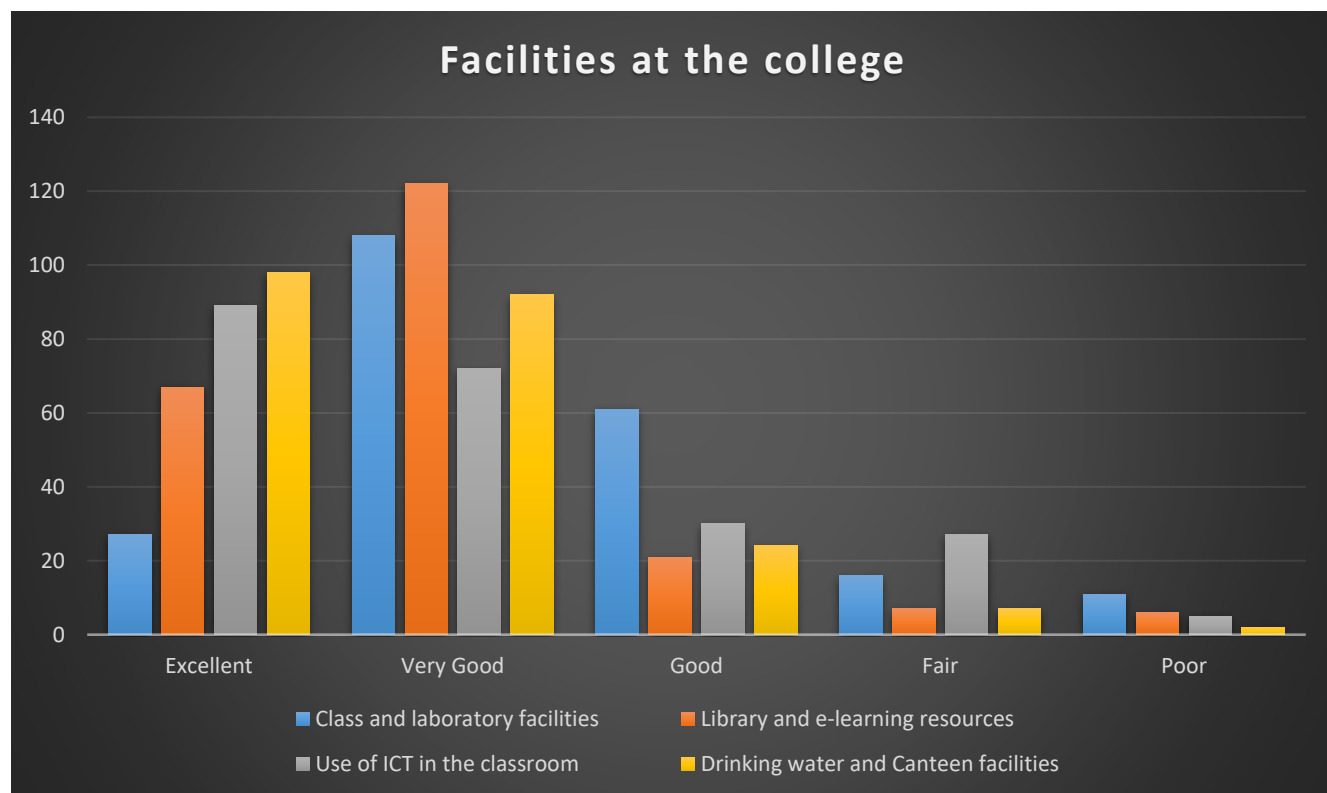
Part B: Services provided by the college:

| | Excellent | Very good | Good | Fair | Poor |
|---|-----------|-----------|------|------|------|
| NCC | 145 | 71 | 7 | 0 | 0 |
| NSS | 141 | 76 | 6 | 0 | 0 |
| Efforts made by the college/teachers to inculcate soft skills, life skills and employability skills to make you ready for the world of work | 39 | 124 | 52 | 6 | 2 |
| Support offered by the institute in promoting internship, student exchange, and field visit opportunities for students | 61 | 107 | 43 | 8 | 4 |
| The teaching and mentoring process in your institution facilitates you in cognitive , social and emotional growth | 88 | 104 | 23 | 7 | 1 |
| Experience in online teaching platform (Google meet, Google classroom, Whatsapp etc.) | 156 | 57 | 8 | 2 | 0 |
| Career counselling and placement. | 17 | 35 | 154 | 12 | 5 |
| Opportunities for extracurricular activities(arts,sports etc.) | 158 | 50 | 12 | 3 | 0 |



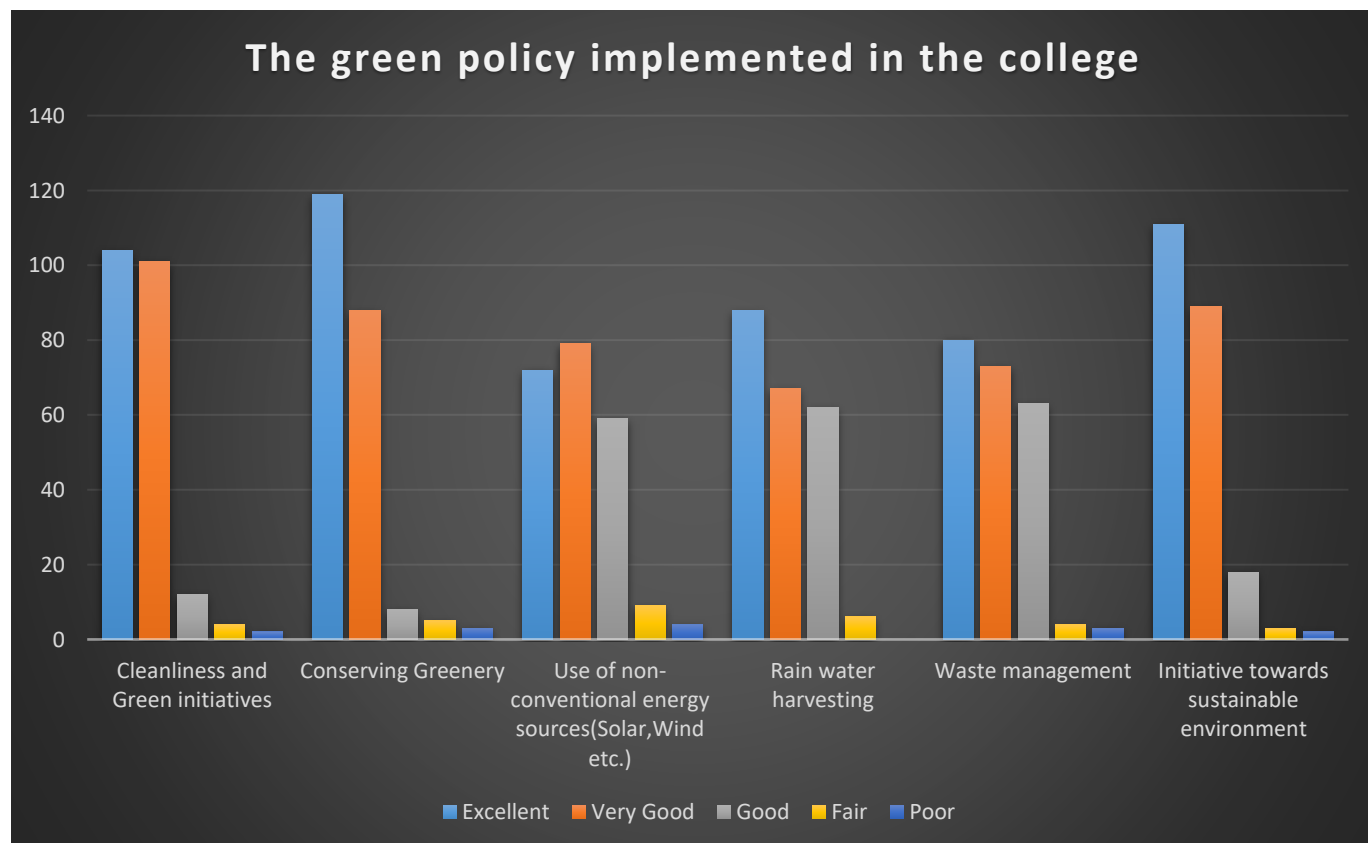
PART C: Facilities at the college:

| | Excellent | Very good | Good | Fair | Poor |
|---|-----------|-----------|------|------|------|
| Class and laboratory facilities | 27 | 108 | 61 | 16 | 11 |
| Facilities in the main library and access to e-learning resources | 67 | 122 | 21 | 7 | 6 |
| Use of ICT in the classroom | 89 | 72 | 30 | 27 | 5 |
| Drinking water and Canteen facilities | 98 | 92 | 24 | 7 | 2 |



PART D: The green policy implemented in the college:

| | Excellent | Very good | Good | Fair | Poor |
|--|-----------|-----------|------|------|------|
| Cleanliness and Green initiatives | 104 | 101 | 12 | 4 | 2 |
| Conserving Greenery | 119 | 88 | 8 | 5 | 3 |
| Use of non-conventional energy sources(Solar, Wind etc.) | 72 | 79 | 59 | 9 | 4 |
| Rain water harvesting | 88 | 67 | 62 | 6 | 0 |
| Waste management | 80 | 73 | 63 | 4 | 3 |
| Initiative towards sustainable environment | 111 | 89 | 18 | 3 | 2 |



PART E:Availability of staff:

| | Excellent | Very good | Good | Fair | Poor |
|--|-----------|-----------|------|------|------|
| Access to teaching faculty | 176 | 31 | 16 | 0 | 0 |
| Availability and access to Principal | 158 | 44 | 21 | 0 | 0 |
| Involvement of office staffs in administrative issues you face | 139 | 60 | 23 | 1 | 0 |



PART F: Overall Evaluation:

| | Very satisfied | Satisfied | Neutral | Dissatisfied | Very dissatisfied |
|---|----------------|-----------|---------|--------------|-------------------|
| Overall quality of teaching-learning process in your institute | 101 | 90 | 32 | 0 | 0 |
| How satisfied are you with the overall infra structure of the college? | 2 | 43 | 113 | 65 | 0 |
| How useful are the various services provided by the college Management? | 2 | 55 | 99 | 67 | 0 |

