

**CO-OPERATIVE ARTS AND SCIENCE COLLEGE
MADAYI**

AFFILIATED TO KANNUR UNIVERSITY



**ANALYSIS REPORT OF
FEEDBACK ON CURRICULUM FROM TEACHERS
2022-2023**

**Prepared by
Feedback Committee
Cooperative Arts and Science College, Madayi**

Curriculum Feedback from the Teachers

Since the academic year 2022-2023, the Institutional Quality Assurance Cell (IQAC) has annually conducted a curriculum survey involving teachers of all departments. This survey comprises 14 questions aimed at evaluating curriculum quality and delivery. Sample feedback is collected using a Five Point Scale.

SL No.	Statements	Excellent	Very good	Average	Poor	Very Poor
1	Rate the frame work of curricular structure	83	10	7	0	0
2	The appropriateness of the sequence of the courses offered in the curriculum	89	10	1	0	0
3	The depth of the syllabus for the course in relation to the competencies expected	82	14	4	0	0
4	Rate the distribution of credits to the course	80	10	6	4	0
5	The texts and reference materials a relevant, updated and appropriate	80	11	9	0	0
6	Updated topics are included in the syllabus	82	16	2	0	0
7	Contribution of curriculum in terms of career prospect and perspective in the subjects concerned	80	15	5	0	0
8	Potential of the students in understanding course objectives	82	10	6	2	0
9	Distribution of credits to course	86	10	4	0	0
10	Sequencing of Modules	90	10	0	0	0
11	Number of teaching hours allotted to each course is adequate.	83	14	3	0	0
12	Awareness about environmental/social issues among students.	85	13	1	1	0

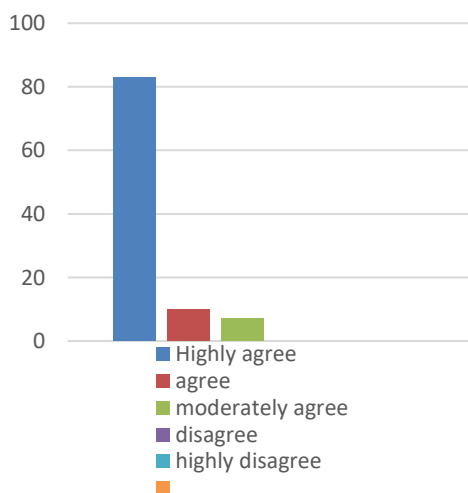
13	Freedom to adopt activity-oriented teaching-learning techniques.	83	15	2	0	0
14	Suggestions & Observations to improve the overall quality of the curriculum					

Date :

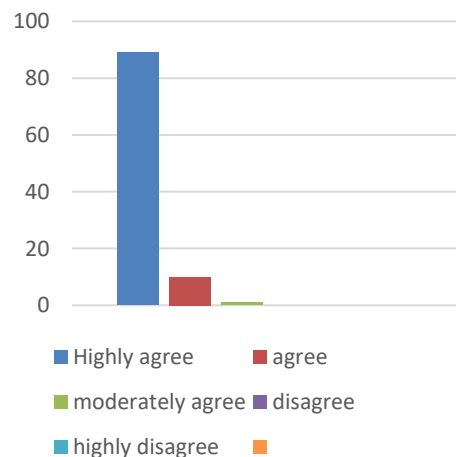
Signature:

Graphical Result of the feedback from Teachers

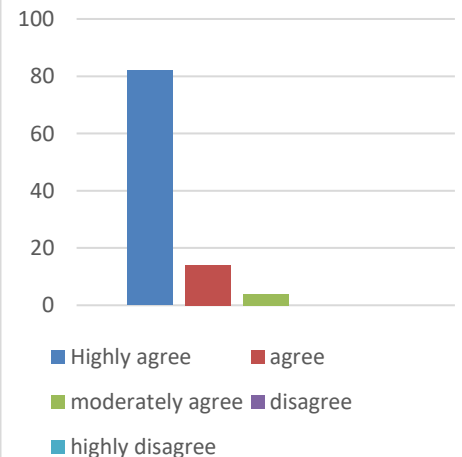
1. Rate the frame work of curricular structure



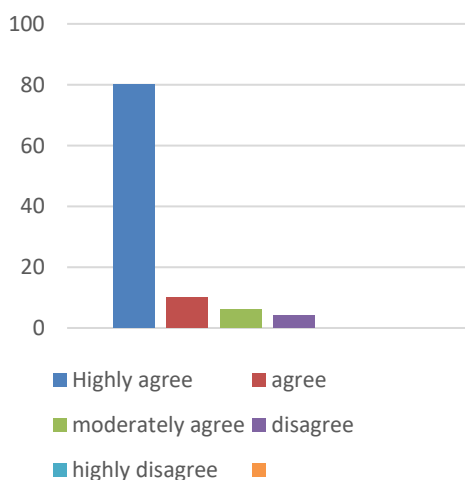
2. The appropriateness of the sequence of the courses offered in the curriculum



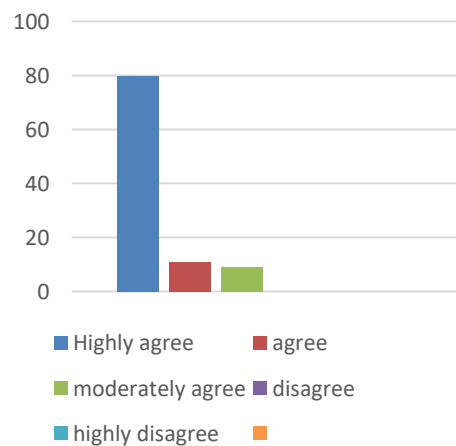
3. The depth of the syllabus for the course in relation to the competencies expected



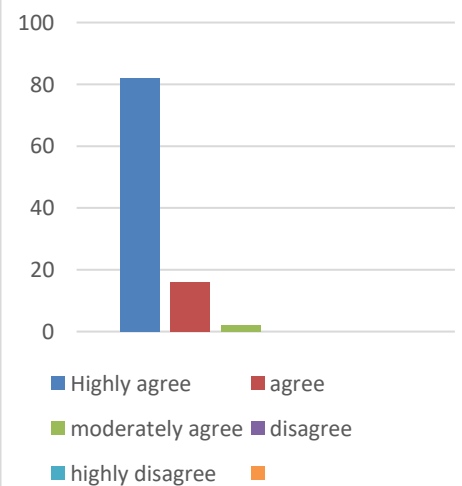
4. Rate the distribution of credits to the course



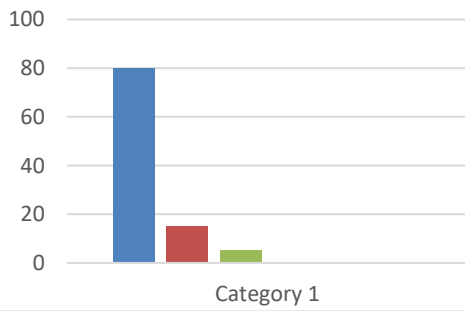
5. The texts and reference materials a relevant, updated and appropriate



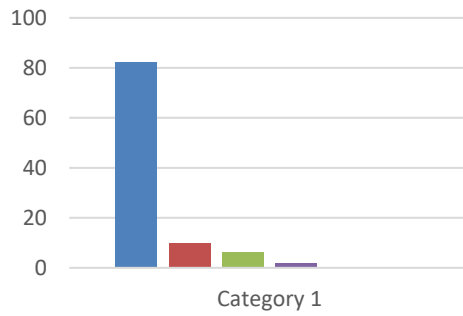
6. Updated topics are included in the syllabus



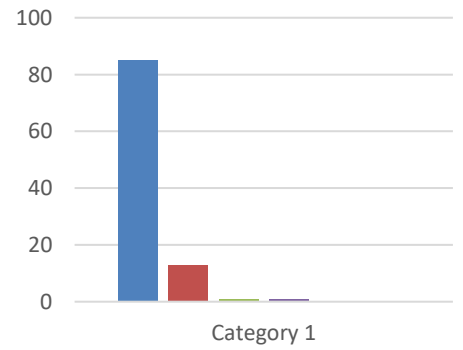
7. Contribution of curriculum in terms of career prospect ...



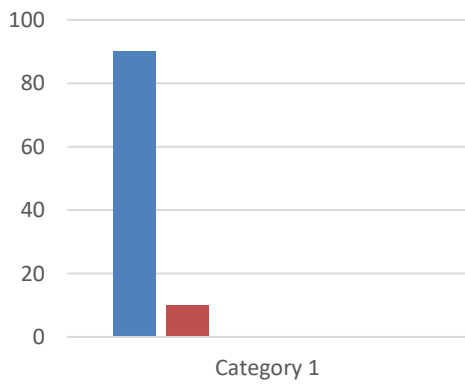
8. Potential of the students in understanding course objectives



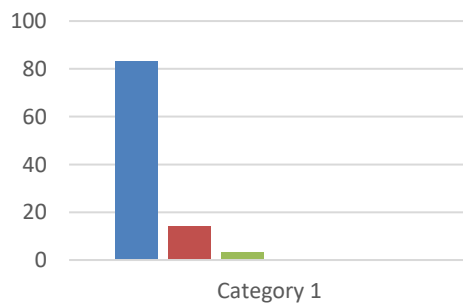
9. Distribution of credits to course



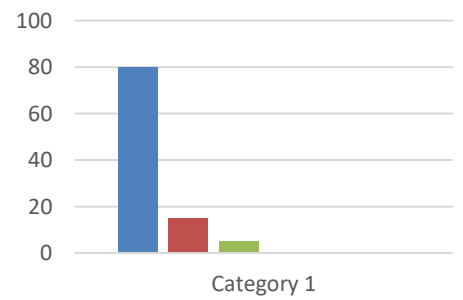
10. Sequencing of Modules



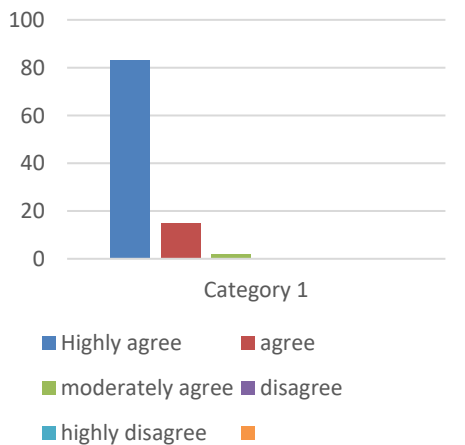
11. Number of teaching hours allotted to each course is adequate



12. Awareness about environmental/social issues among students.



13. Freedom to adopt activity-oriented teaching-learning techniques



■ Highly agree ■ agree
■ moderately agree ■ disagree
■ highly disagree ■

■ Highly agree ■ agree
■ moderately agree ■ disagree
■ highly disagree ■

■ Highly agree ■ agree
■ moderately agree ■ disagree
■ highly disagree ■

■ Highly agree ■ agree
■ moderately agree ■ disagree
■ highly disagree ■

Feedback Analysis

1. **Rate the framework of curricular structure:** The majority of respondents (83%) rate the curricular structure as excellent, with a significant portion (10%) rating it very good. A small group (7%) considers it average, suggesting overall positive feedback with some room for improvement.
2. **The appropriateness of the sequence of the courses offered in the curriculum:**
3. Most respondents (89%) find the sequence of courses excellent, indicating a well-structured curriculum. A very small number (1%) rated it average, showing strong overall approval. The depth of the syllabus is rated excellent by 82% of respondents, with 14% rating it very good. The presence of some average ratings (4%) suggests that while the syllabus is generally satisfactory, there is room for enhancement in depth.
4. **Rate the distribution of credits to the course:** The credit distribution is predominantly rated as excellent (80%) or very good (10%), but there are notable ratings for average (6%) and poor (4%), indicating a mixed perception and potential area for review and adjustment.
5. **The texts and reference materials are relevant, updated, and appropriate:** Most respondents (80%) rate the texts and reference materials as excellent, with a smaller portion (11%) rating them very good. Some respondents (9%) find them average, suggesting general satisfaction but with a need for ensuring the materials are consistently updated and relevant.
6. **Updated topics are included in the syllabus:** A large majority (82%) rate the inclusion of updated topics as excellent, with 16% rating it very good. Only 2% find it average, indicating overall satisfaction with the currency of the syllabus topics.
7. **Contribution of curriculum in terms of career prospect and perspective in the subjects concerned:** Most respondents (80%) rate the curriculum's contribution to career prospects as excellent, with a significant portion (15%) rating it very good. Some average ratings (5%) suggest generally positive feedback but with some variability in perceived career benefits.
8. **Potential of the students in understanding course objectives:** The majority of respondents (82%) believe students have an excellent potential to understand course objectives, but there are some concerns, as indicated by average (6%) and poor (2%) ratings. This suggests the need for clearer communication or support in some cases.

9. **Distribution of credits to course:** Most respondents (86%) rate the credit distribution as excellent, indicating strong approval, with a few (4%) rating it as average, suggesting overall satisfaction but with some areas for improvement.
10. **Sequencing of Modules:** The sequencing of modules is highly rated, with 90% finding it excellent and the remaining 10% very good, indicating a well-structured and coherent course sequence.
11. **Number of teaching hours allotted to each course is adequate:** The majority of respondents (83%) find the teaching hours adequate, with 14% rating it very good. A small portion (3%) rated it average, indicating that while most are satisfied, there may be some need to re-evaluate teaching hour allocation.
12. **Awareness about environmental/social issues among students:** The majority of respondents (85%) rate the awareness of environmental/social issues as excellent, indicating strong incorporation of these topics in the curriculum. However, there are a few lower ratings (average 1%, poor 1%), suggesting room for improvement in this area.
13. **Freedom to adopt activity-oriented teaching-learning techniques:** A large majority (83%) rate the freedom to adopt activity-oriented techniques as excellent, indicating satisfaction with the flexibility of teaching methods. The very good rating (15%) supports this, although a small portion (2%) rating it average suggests some variability in perceived flexibility.